








Model Name		MAZDA CX-30 SKYACTIV-G 2.0	MAZDA CX-30 SKYACTIV-G 2.0 High	MAZDA CX-30 SKYACTIV-D 1.8 High
Model Code		DGE4 RAG	DGE5 RAD	DHW5 RAA
Assembly		CBU	CBU	CBU
POWERTRAIN				
Engine Type		SKYACTIV®-G 2.0L DOHC 16-Valve 4 Cylinder With VVT	SKYACTIV®-G 2.0L DOHC 16-Valve 4 Cylinder With VVT	SKYACTIV®-D 1.8L DOHC 16-Valve 4 Cylinder With VVT
Engine Capacity	cc	1,998	1,998	1,759
Maximum Power	Hp / RPM	162 / 6,000	162 / 6,000	114 / 4,000
Maximum Torque	Nm / RPM	213 / 4,000	213 / 4,000	270 / 1,600-2,600
Maximum Speed	Km/h	196	196	183
Compression Ratio		13.0:1	13.0:1	14.8:1
Bore x Stroke	mm	83.5x91.2	83.5x91.2	79.0x89.7
Drivetrain		2WD	2WD	2WD
Transmission		SKYACTIV®-DRIVE 6-Speed Automatic with Manual Shift Mode	SKYACTIV®-DRIVE 6-Speed Automatic with Manual Shift Mode	SKYACTIV®-DRIVE 6-Speed Automatic with Manual Shift Mode
Fuel Type		Petrol	Petrol	Diesel
Recommended Fuel*		Min.Ron 95	Min.Ron 95	Euro 5 Diesel
Fuel Efficiency		6.4L / 100km	6.4L / 100km	4.9L / 100km
Fuel Test Method		UN R101	UN R101	UN R101
Fuel System		Direct Injection	Direct Injection	Direct Injection
Fuel Tank Capacity	Litres	51	51	51
CHASSIS				
Brake Type	Front	Ventilated Discs	Ventilated Discs	Ventilated Discs
	Rear	Solid Discs	Solid Discs	Solid Discs
Suspension Type	Front	MacPherson Struts	MacPherson Struts	MacPherson Struts
	Rear	Torsion Beam	Torsion Beam	Torsion Beam
Steering Type		Electronic Power Assisted Steering (EPAS)	Electronic Power Assisted Steering (EPAS)	Electronic Power Assisted Steering (EPAS)
Turning Circle Diameter, Curb to Curb	Meter	5.3	5.3	5.3
Wheel Type		Alloy	Alloy	Alloy
Wheel Size		16 x 6.5J	18 x 7J	18 x 7J
Tyre Size		215/65R16	215/55R18	215/55R18
Wheel Type (Spare)	Temporary Steel	•	•	•
Wheel Size (Spare)		16 x 5J	16 x 5J	17 x 5.5J
Tyre Size (Spare)		185/65R16	185/65R16	195/55R17
DIMENSIONS				
Overall Length	mm	4,395	4,395	4,395
Overall Width	mm	1,795	1,795	1,795
Overall Height	mm	1,540	1,540	1,540
Wheelbase	mm	2,655	2,655	2,655
Ground Clearance	mm	175	175	175
Curb Weight	kg	1,441	1,453	1,514
EXTERIOR				
Front Headlights	LED	•	-	-
	LED w/ Front Signature Illumination	-	•	•
Front Headlights On/Off Function	Auto	•	•	•
Front Headlights Leveling	Auto	•	•	•
Daytime Running Lights	Bulb	•	-	-
	LED	-	•	•
Rear Combination Taillights	LED	•	-	-
	LED w/ Rear Signature Illumination	-	•	•
Rear Fog Light	LED	•	•	•
Reverse Lights	LED	•	•	•
Windshield Wipers	Rain Sensing	•	•	•
	Variable Intermittent Function	•	•	•
Rear Wiper/Washer	w/ Intermittent Function	•	•	•
Mazda Advance Keyless Entry		-	•	•
Power Adj. & Folding Side Mirrors With Turn Indicators	w/ Autofold	•	•	•
Door Handles	Body-Colour	•	•	•
Door Pillar Garnish	Piano Black	•	•	•
Power Sunroof with Sliding & Tilt Glass		-	•	•
Antenna	"Built-in" Type	•	•	•
Rear Spoiler		•	•	•
Power Tailgate		-	•	•
Dual Exhaust Outlets	w/ Bright Finish	•	•	•
Parking Sensors	Front x 4	-	•	•
	Rear x 6	-	•	•

				
Model Name		MAZDA CX-30 SKYACTIV-G 2.0	MAZDA CX-30 SKYACTIV-G 2.0 High	MAZDA CX-30 SKYACTIV-D 1.8 High
Model Code		DGE4 RAG	DGE5 RAD	DHW5 RAA
Assembly		CBU	CBU	CBU
INTERIOR				
Engine Start / Stop Button		•	•	•
Electronic Parking Brake		•	•	•
Steering Wheel Mounted Switches	Audio Control	•	•	•
	Bluetooth® Hands-Free	•	•	•
	Cruise Control	•	•	•
Accelerator Pedal	Organ Type	•	•	•
Rear View Mirror	w/o Auto-Dimming	•	-	-
	w/ Auto-Dimming	-	• (Frameless)	• (Frameless)
Instrument Cluster	7 inch Colour TFT LCD Multi Info Display	•	•	•
One Touch (Up and Down) Power Window with Anti-Pinch	Front Driver & Passenger , Rear Passenger Both Side (4 Windows)	•	•	•
Active Driving Display (Heads-Up Display)	Color Windshield-Projection Display	•	•	•
Steering Wheel Material	Leather	•	•	•
Steering Wheel Adjustment	Tilt and Telescopic	•	•	•
Paddle Shifters		-	•	•
Sport Mode Drive Selection Switch		•	•	-
Gear Shift Knob	Leather	•	•	•
	Manual Climate Control	•	-	-
Air-Conditioning	Dual-Zone Auto Climate Control w/o Independent Rear Control	-	•	•
		-	•	•
Rear Air Conditioning Vents		-	•	•
12-Volt Power Outlets	Center Armrest	•	•	•
	Map Lights	• (LED)	• (LED)	• (LED)
Interior Lighting	Cabin Light	• (LED)	• (LED)	• (LED)
	Cargo Area Light	• (LED)	• (LED)	• (LED)
Overhead Console	w/ Sunglasses Holder	•	•	•
Center Console Armrest With Tray And Covered Storage Bin	w/o Tray	•	•	•
Seatback Pockets	Passenger Side Only	•	•	•
	w/o Light	•	-	-
Sunvisor With Vanity Mirror (Driver & Passenger)	w/ Light	-	•	•
		•	•	•
Carpeted Floor Mats		•	•	•
SEATS				
Seating Capacity		5	5	5
Front Seats With:	Manual Adjustment (Driver)	•	-	-
	2-Position Memory Function (Driver)	-	•	•
	10-Way Power Adjustment (Driver) : Tilt, Lift, Lumbar, Slide and Recline	-	•	•
	Manual Adjustment (Passenger)	•	•	•
Rear Seats With:	60/40 Split Fold with 3 Headrest (2nd Row)	•	•	•
Seats Trim:	Fabric	•	-	-
	Leather	-	• (Black)	• (Black)
INFOTAINMENT				
Mazda Connect Infotainment System With Voice Command		•	•	•
Apple CarPlay® & Android® Auto Function **		•	•	•
Full Colour Infotainment Display	8.8 - inch	•	•	•
Multi-Function Commander Control		•	•	•
AM / FM Tuner		•	•	•
Bluetooth® Hands-Free Phone and Audio Capability		•	•	•
Audio Speakers	Standard Speakers x 8	•	•	•
GPS Navigation System (3D & 2D Mode)		-	-	-
USB Ports	Front	•	•	•
	Center Armrest	•	•	•
Reverse Camera	w/ Back-Up Monitor w/ Distance And Width Guides Lines	•	•	•

				
Model Name		MAZDA CX-30 SKYACTIV-G 2.0	MAZDA CX-30 SKYACTIV-G 2.0 High	MAZDA CX-30 SKYACTIV-D 1.8 High
Model Code		DGE4 RAG	DGE5 RAD	DHW5 RAA
Assembly		CBU	CBU	CBU
ADVANCE TECHNOLOGIES				
Mazda i-Stop Idling Technology		•	•	•
Mazda G-Vectoring Control Plus Technology		•	•	•
SAFETY				
SRS Airbags	Front (Driver and Passenger)	•	•	•
	Side (Front)	•	•	•
	Curtain (Front and Rear)	•	•	•
	Knee (Driver Only)	•	•	•
Anti-Lock Braking System (ABS)		•	•	•
Dynamic Stability Control (DSC)		•	•	•
Electronic Brake-Force Distribution (EBD)		•	•	•
Emergency Brake Assist (EBA)		•	•	•
Traction Control System (TCS)		•	•	•
Emergency Stop Signal (ESS)		•	•	•
Hill Launch Assist (HLA)		•	•	•
Auto Hold Function		•	•	•
Auto Door Lock		•	•	•
Walk Away Lock		-	•	•
Seat-Belt Warning	Driver & Front Passenger	•	•	•
	2nd Row	•	•	•
Seat-Belts	w/ Pretensioners	•	•	•
	w/ Load Limiter	•	•	•
	w/ Height Adjustable Anchorages	•	•	•
3-Point Seat Belts	All Seats	•	•	•
Seat Belts With Emergency Locking Retractor (ELR)		All Seats	•	•
ISOFIX Child Restraint Anchor Points And Top Tethers		•	•	•
Engine-Immobilizer Anti-Theft System		•	•	•
ADVANCE SAFETY TECHNOLOGIES				
Adaptive Front-Lighting System (AFS)		-	•	•
High Beam Control (HBC)		-	•	•
Blind Spot Monitoring (BSM)		-	•	•
Rear Cross Traffic Alert (RCTA)		-	•	•
Lane Departure Warning System (LDWS)		-	•	•
Lane-Keep Assist System (LAS)		-	•	•
Driver Attention Alert (DAA)		-	•	•
Smart Brake Support (SBS)	Front	-	•	•
	Rear	-	•	•
Mazda Radar Cruise Control (MRCC)		-	•	•

2020 New Mazda CX-30 specification is updated as of: 8/1/2020.

All vehicle models and specification shown are for Malaysia market only.

*Fuel Efficiency for Mazda CX-30 is based on a combined fuel test cycle(Urban & Extra Urban). Test method: UN Regulation 101. Origin: United Nations

** Android Auto will be available upon official launch of service in Malaysia

Date Prepared: 8/1/2020. Prepared By: Product Marketing Division.